

Growth Fund

Fund update for the year ending 30 June 2018

This update was first made publicly available on 17 September 2018

What is the purpose of this update?

This document tells you how the mysuper Growth Fund (**Fund**) has performed and what fees were charged. The document will help you to compare the fund with other funds. Shamrock Superannuation Limited prepared this update in accordance with the Financial Markets Conduct Act 2013. This information is not audited and may be updated.

Description of this fund

The Fund is a well-diversified portfolio primarily holding growth assets (i.e. equities) with a small allocation to lower-risk income assets (i.e. fixed interest and cash).

The objective of the Fund is to achieve a high level of real returns (in excess of inflation) over the medium to long term (i.e. 8 years plus), accepting that over the short term (i.e. one to three years), investment returns could be negative and subject to large variations.

Total value of the Fund	\$51,318,280
Number of investors in the Fund	1,975
The date the Fund started	1 April 2011

How has the fund performed?

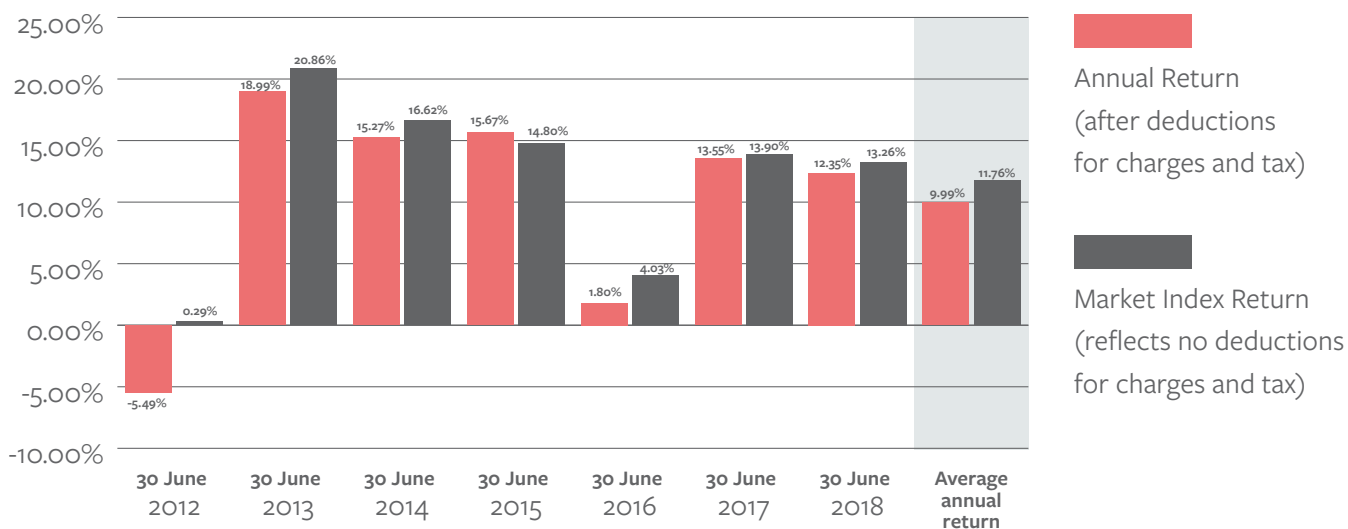
	Average over past 5 years	Past year
Annual return (after deductions for charges and tax)	11.61%	12.35%
Annual return (after deductions for charges but before tax)	12.53%	13.10%
Market index annual return (reflects no deduction for charges and tax)	12.43%	13.26%

The market index annual return is based on a composite index, calculated using the target investment mix weightings of the underlying market indices that the fund invests into as described on the Statement of Investment Policy and Objectives (SIPO). Imputation credits are included in the market index.



Additional information about the market index is available in the 'Market Index' document on the Offer Register at disclose-register.companiesoffice.govt.nz (search for 'mysuper Superannuation Scheme').

Annual Return Graph



This shows the return after fund charges and tax for each year ending 30 June for each of the last 7 years ending 30 June. The last bar shows the average annual return since the Fund started, up to 30 June 2018.

Important: This does not tell you how the fund will perform in the future.

What fees are investors charged?

Investors in the Fund are charged fund charges. In the year to 30 June 2018 these were:

	% of net asset value
Total fund charges	0.16%
Which are made up of:	
Total management and administration charges	0.16%
Including:	
- Manager's basic fee	0.00%
- Other management and administration charges*	0.16%
Total performance based fees**	0.00%

Other charges	Dollar amount per investor or description of how charge is calculated
Other charges	\$0.00

* The fund charges for next year may be different from the fund charges above, because the management and administration charges for the year covered by this fund update have been reduced by 0.64% by virtue of the Trustee exercising its discretion to apply reserve account funds to meet part of mysuper's Superannuation Scheme administration expenses that would usually be charged against investment funds. The Fund's total fund charges prior to the reserve account distribution was 0.80%. The actual fund charges deducted in respect of members, after the reserve account distribution, was 0.16%.

** There are no performance fees charged by the Fund.

All fees are inclusive of GST (if any).

Investors may also be charged individual action fees for specific actions or decisions (for example, switching funds).



See the 'Fees' document on the Offer Register at disclose-register.companiesoffice.govt.nz (search for 'mysuper Superannuation Scheme') for more information about those fees.

Example of how this applies to an investor

Small differences in fees and charges can have a big impact on your investment over the long term.

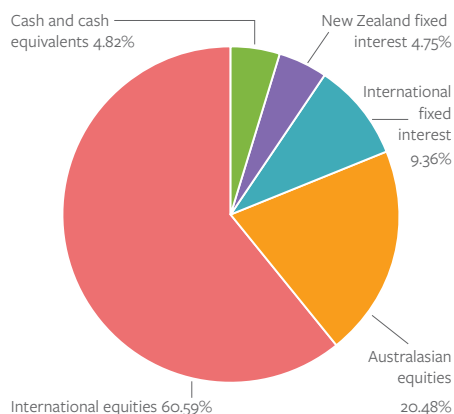
Example of how this applies to an investor

Ben had \$10,000 in the Fund at the start of the year and did not make any further contributions. At the end of the year, Ben received a return after fund charges were deducted of \$1,310 (that is 13.10% of his initial \$10,000). Ben also paid \$0.00 in other charges. This gives Ben a total return after fund charges and tax of \$1,235 for the year.

What does the fund invest in?

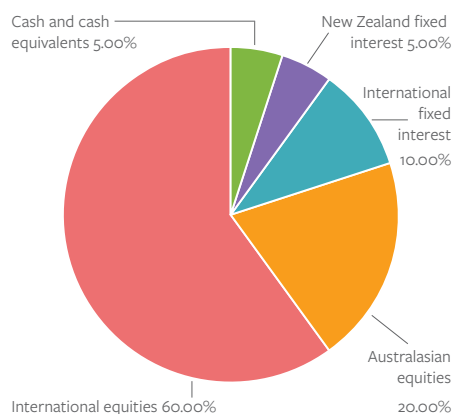
Actual investment mix

This shows the types of assets that the Fund invests in.



Target investment mix

This shows the mix of assets that the Fund generally intends to invest in.



Top 10 investments

Name	Percentage of the net asset value of the Fund	Type	Country	CCredit rating (if applicable)
AMP Capital Global Index Share Fund	30.99%	International equities	New Zealand	-
AMP Capital Hedged Global Index Shares Fund	29.60%	International equities	New Zealand	-
Salt NZ Dividend Appreciation Fund	20.48%	Australasian equities	New Zealand	-
Fisher Institutional International Bond Fund	9.36%	International fixed interest	New Zealand	AA
AMP Capital NZ Cash Fund	4.82%	Cash and cash equivalents	New Zealand	AA-
AMP Capital NZ Fixed Interest Fund	4.75%	New Zealand fixed interest	New Zealand	AA-

The top 10 investments make up 100% of the Fund.

Currency hedging

Asset categories	Benchmark hedging rate	Benchmark range	Actual hedging level as at 30 June 2018
Cash and cash equivalents	No foreign currency exposure	-	-
New Zealand fixed interest	No foreign currency exposure	-	-
International fixed interest	100% hedged to New Zealand dollar	95% to 105%	99.95%
Australasian equities	No foreign currency exposure	-	-
International equities	50% hedged to New Zealand dollar	45% to 55%	48.85%



Additional information about currency hedging is available in the 'SIPO' on the Offer Register at disclose-register.companiesoffice.govt.nz (search for 'mysuper Superannuation Scheme').

Key personnel

Name	Current position	Time in current position	Previous or other position	Time in previous or other position
Bruce Kerr	Director, Shamrock Superannuation Limited and Licensed Independent Trustee	2 year and 9 months	Professional trusteeships: <ul style="list-style-type: none"> ASB Bank Limited Staff Provident Fund (current position) Dairy Industry Superannuation Scheme (current position) Shell NZ Pension Plan (current position) Sovereign Staff Retirement Fund (current position) Toyota NZ Group Pension Plan (current position) Westpac New Zealand Staff Superannuation Scheme (current position) 	1 year and 10 months 7 years and 6 months 10 years and 2 months 1 year and 10 months 2 years and 3 months 16 years and 6 months
Maree Bennett	Director, Shamrock Superannuation Limited	9 years and 1 month	Senior Solicitor, Accident Compensation Corporation (current position)	18 years and 6 months
Mark Dossor*	Director, Shamrock Superannuation Limited	5 years and 8 months	Chief Financial Officer, Accident Compensation Corporation	6 years and 5 months
Philip Newport	Director, Shamrock Superannuation Limited	9 years and 1 month	Fixed Interest Manager, Accident Compensation Corporation (current position)	19 years and 7 months

*Mark Dossor resigned as a director of Shamrock Superannuation Limited on 6 July 2018.

Further information



You can also obtain this information, the PDS for the Scheme, and some additional information from the Offer Register at disclose-register.companiesoffice.govt.nz (search for **mysuper** Superannuation Scheme).

mysuper

mysuper
Freepost 130993
PO Box 242
Wellington 6140

0508 MYSUPER (0508 697 873)
hello@mysuper.co.nz