

# Conservative Fund

Fund update for the year ending 30 June 2019

This update was first made publicly available on 25 September 2019

## What is the purpose of this update?

This document tells you how the mysuper Conservative Fund (**Fund**) has performed and what fees were charged. The document will help you to compare the fund with other funds. Shamrock Superannuation Limited prepared this update in accordance with the Financial Markets Conduct Act 2013. This information is not audited and may be updated.

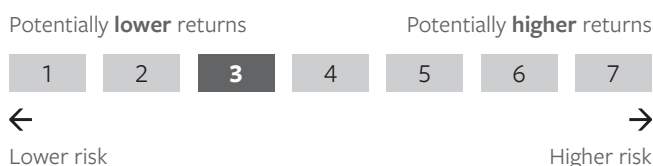
## Description of this fund

The Fund is a well-diversified portfolio primarily holding lower-risk income assets (i.e. fixed interest and cash) with a conservative allocation to growth assets (i.e. equities). The objective of the Fund is to achieve a low likelihood of negative returns over the short to medium term (i.e. 1 to 3 years), whilst providing the opportunity for positive real returns (in excess of inflation) over the long term (i.e. 10 years plus).

Total value of the Fund	\$27,871,675
Number of investors in the Fund	592
The date the Fund started	1 April 2004

## What are the risks of investing?

### Risk indicator for mysuper Conservative Fund



The risk indicator is rated from 1 (low) to 7 (high). The rating reflects how much the value of the fund's assets goes up and down. A higher risk generally means higher potential returns over time, but more ups and downs along the way.



To help you clarify your own attitude to risk, you can seek financial advice or work out your risk profile at [sorted.org.nz/calculators/investment-planner](https://sorted.org.nz/calculators/investment-planner)

Note that even the lowest category does not mean a risk-free investment, and there are other risks that are not captured by this rating.

This risk indicator is not a guarantee of a fund's future performance. The risk indicator is based on the returns data for the 5 years to 30 June 2019. While risk indicators are usually relatively stable, they do shift from time to time. The risk indicator will continue to be updated in future fund updates.

See the Product Disclosure Statement (**PDS**) for more information about the risks associated with investing in this Fund.

## How has the fund performed?

	Average over past 5 years	Past year
<b>Annual return</b> (after deductions for charges and tax)	5.56%	5.32%
<b>Annual return</b> (after deductions for charges but before tax)	6.30%	6.37%
Market index annual return (reflects no deduction for charges and tax)	6.08%	6.64%

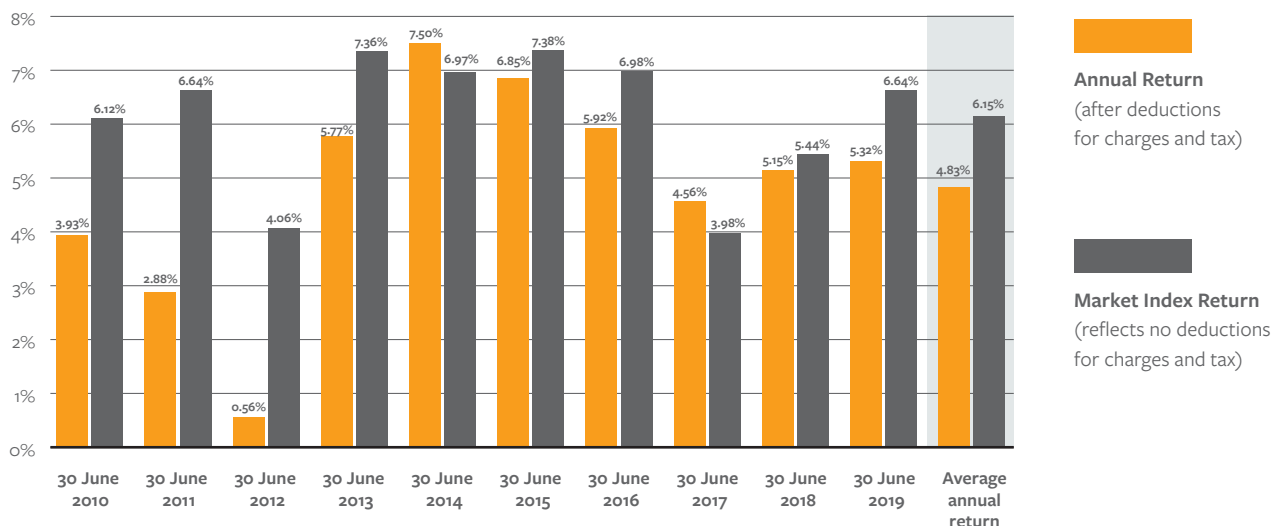
The market index annual return is based on a composite index, calculated using the target investment mix weightings of the underlying market indices that the fund invests into as described on the Statement of Investment Policy and Objectives (**SIPO**). Imputation credits are included in the market index.

The market index used for the New Zealand fixed interest asset allocation changed from the Bloomberg NZBond Government 0+ Year Index to the Bloomberg NZBond Composite Bond 0+ Yr Index on 1 January 2019. The change occurred to reflect the broader spectrum of the fixed interest securities on issue in New Zealand.



Additional information about the market index is available in the 'Market Index' document on the Offer Register at [disclose-register.companiesoffice.govt.nz](https://disclose-register.companiesoffice.govt.nz) (search for 'mysuper Superannuation Scheme').

## Annual Return Graph



This shows the return after fund charges and tax for each year ending 30 June for each of the last 10 years ending 30 June. The last bar shows the average annual return for the last 10 years, up to 30 June 2019.

**Important:** This does not tell you how the fund will perform in the future.

## What fees are investors charged?

Investors in the Fund are charged fund charges. In the year to 30 June 2019 these were:

	% of net asset value
<b>Total fund charges</b>	<b>0.27%</b>
Which are made up of:	
<b>Total management and administration charges</b>	<b>0.27%</b>
Including:	
- Manager's basic fee	0.00%
- Other management and administration charges*	0.27%
<b>Total performance based fees**</b>	<b>0.00%</b>

	Dollar amount per investor or description of how charge is calculated
<b>Other charges</b>	<b>\$0.00</b>

\* The management and administration charges have been reduced by 0.50% by virtue of the Trustee's policy to apply reserve account funds to cover administration expenses. The Fund's total fund charges prior to the reserve account distribution was 0.77%.

\*\* There are no performance fees charged by the Fund.

All fees are inclusive of GST (if any).

Investors may also be charged individual action fees for specific actions or decisions (for example, switching funds).



See the 'Fees' document on the Offer Register at [disclose-register.companiesoffice.govt.nz](https://disclose-register.companiesoffice.govt.nz) (search for 'mysuper Superannuation Scheme') for more information about those fees.

## Example of how this applies to an investor

Small differences in fees and charges can have a big impact on your investment over the long term.

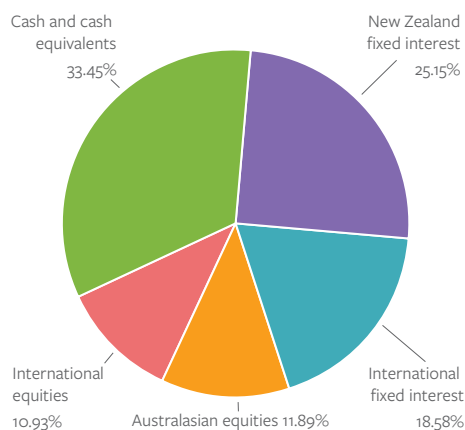
### Example of how this applies to an investor

Ben had \$10,000 in the Fund at the start of the year and did not make any further contributions. At the end of the year, Ben received a return after fund charges were deducted of \$637 (that is 6.37% of his initial \$10,000). Ben also paid \$0.00 in other charges. This gives Ben a total return after fund charges and tax of \$532 for the year.

## What does the fund invest in?

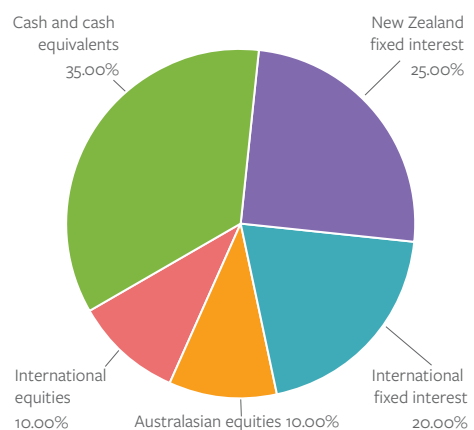
### Actual investment mix

This shows the types of assets that the Fund invests in.



### Target investment mix

This shows the mix of assets that the Fund generally intends to invest in.



## Top 10 investments

Name	Percentage of the net asset value of the Fund	Type	Country	Credit rating (if applicable)
AMP Capital NZ Cash Fund	33.45%	Cash and cash equivalents	New Zealand	-
AMP Capital NZ Fixed Interest Fund	25.15%	New Zealand fixed interest	New Zealand	-
Fisher Institutional International Bond Fund	18.58%	International fixed interest	New Zealand	-
Salt NZ Dividend Appreciation Fund	10.93%	Australasian equities	New Zealand	-
AMP Capital Global Index Share Fund	5.54%	International equities	New Zealand	-
AMP Capital Hedged Global Index Shares Fund	5.39%	International equities	New Zealand	-

The top 10 investments make up 100% of the Fund.

## Currency hedging

Asset categories	Benchmark hedging rate	Benchmark range	Actual hedging level as at 30 June 2019
Cash and cash equivalents	No foreign currency exposure	-	-
New Zealand fixed interest	No foreign currency exposure	-	-
International fixed interest	100% hedged to New Zealand dollar	95% to 105%	99.66%
Australasian equities	No foreign currency exposure	-	-
International equities	50% hedged to New Zealand dollar	45% to 55%	49.28%



Additional information about currency hedging is available in the 'SIPO' on the Scheme Register at [disclose-register.companiesoffice.govt.nz](https://disclose-register.companiesoffice.govt.nz) (search for 'mysuper Superannuation Scheme').

## Key personnel

Name	Current position	Time in current position	Previous or other position	Time in previous or other position
Bruce Kerr	Director, Shamrock Superannuation Limited and Licensed Independent Trustee	3 year and 9 months	Professional trusteeships: <ul style="list-style-type: none"> <li>ASB Bank Limited Staff Provident Fund (current position)</li> <li>Dairy Industry Superannuation Scheme (current position)</li> <li>Shell NZ Pension Plan (current position)</li> <li>Sovereign Staff Retirement Fund (current position)</li> <li>Toyota NZ Group Pension Plan (current position)</li> <li>Westpac New Zealand Staff Superannuation Scheme (current position)</li> </ul>	2 year and 10 months 8 years and 6 months 11 years and 2 months 2 year and 10 months 3 years and 3 months 17 years and 6 months
Maree Bennett	Director, Shamrock Superannuation Limited	9 years and 1 month	Senior Solicitor, Accident Compensation Corporation (current position)	18 years and 6 months
Sharon Champness*	Director, Shamrock Superannuation Limited	0 years and 8 months	Chief Talent Officer, Accident Compensation Corporation (current position)	3 years and 0 months
Louise Marsden*	Director, Shamrock Superannuation Limited	0 years and 8 months	Investment Infrastructure Manager, Accident Compensation Corporation (current position)	6 years and 4 months
Philip Newport	Director, Shamrock Superannuation Limited	9 years and 1 month	Fixed Interest Manager, Accident Compensation Corporation (current position)	19 years and 7 months

\* Sharon Champness and Louise Marsden were appointed directors of Shamrock Superannuation Limited on 1 October 2018 and have not been named in a previous fund update for the Fund.

## Further information



You can also obtain this information, the PDS for the Scheme, and some additional information from the offer register at [disclose-register.companiesoffice.govt.nz](https://disclose-register.companiesoffice.govt.nz) (search for **mysuper** Superannuation Scheme).

**mysuper**

mysuper  
Freepost 130993  
PO Box 242  
Wellington 6140  
0508 MYSUPER (0508 697 873)  
**hello@mysuper.co.nz**